

To ~~E. J. J.~~, my dear friend from ~~Albany~~

Northwest Weavers

Volume II

Number 4



Price 25 Cents

NORTHWEST WEAVERS is published four times a year at
25 cents a copy. For subscriptions, send one dollar.

NORTHWEST WEAVERS

care of Ruth Busfield, Secretary
Monroe, Washington.

(Include Sales Tax in State of Washington)


NOTE -- Volume I includes the year 1941
Volume II is for 1942

CORRECTION -- Vol. II, No. 2 - page 2
Reed... #16 set 2 threads to a dent
In threading bronson weave, each X on the
short draft is expanded into a unit of 4
threads, thus the first X would be 1,6,1,6.

Note:

February, 1943

The editors of the Northwest Weaver announce with
regret that due to complications of war publication, the maga-
zine will have to cease for the duration. Back numbers are
still available from the Secretary.



Warp...16/2 natural cotton
Weft...light weight wool in navy, turquoise and amber yellow
Tabby..20/2 natural cotton
Reed...warp set from 32 to 36 threads to an inch.

Draft: C B A

D C

D Continued

* D Continued

End of D

Threading for half of a 72" coverlet, use following order of units.

A-repeat 8 times	32	ends
B-repeat 9 times	288	"
C-once	89	"
D-repeat 3 times	606	"
D-repeat to *	137	"
	<hr/> 1152	ends

Turq.	1-1X	1
	2-1X	8 times
	3-1X	
	4-1X	
Turq.	1-8X	
Navy	4-8X	9 times
Amb.	3-8X	
Navy	2-8X	
Amb.	4-6X	
Turq.	1-8X	
	2-2X	
	3-2X	
	4-2X	
	1-3X	
	4-2X	
	3-2X	
	2-2X	
	1-8X	
Amb.	4-6X	
	1-2X	
	4-6X	

Navy

1-8X	
2-2X	
3-2X	
4-2X	
1-2X	
2-4X	
3-4X	6 times
2-4X	
1-2X	
4-2X	
3-2X	
2-2X	
1-8X	

Amb.	4-6X	
	1-2X	
	4-6X	
Turq.	1-8X	
	2-2X	2 times
	3-2X	
	4-2X	
	1-3X	
	4-2X	
	3-2X	
	2-2X	
	1-8X	
Amb.	4-6X	
	1-2X	
	4-6X	

Repeat treadling draft for body of coverlet as many times as desired for length of coverlet, then reverse border draft.

Make the second half exactly like the first half and sew together.

Warp... 20/2 Perle cotton
Weft... #10 Mercerized cotton, three shades of one color.
Tabby... Egyptian cotton
Reed... #12, set 2 threads to a dent.
Ends... 820

[illegible]

Number of books read	Number of students
1	2
2	3
3	4
4	5
5	3
6	2
7	1
8	2
9	1
10	3

	1	2	3	4	4	3	2	1
6	0	0	0	X	0			X
5	X	X	X	0		0		X
4	X	X	0	0		0		X
3	X	0	0	0		0		X
2					0	X	X	0
1					X	X	0	0

Long Draft: In threading, each X is of course expanded into a unit of 4 threads. The first X, #3 is threaded 1-3-2-3 and the entire pattern is expanded in this way. We are not giving the units of threadling in this issue as we have given it so many times before.

The three shades are designated by light, med., dark, also the U means units of treadling which should be well understood by this time.

4-14U	light
3-7U	med
2-3U	light
1-3U	dark
2-7U	light
3-7U	med
2-7U	light
1-3U	med
2-3U	light
1-3U	dark
2-3U	light
1-3U	med
2-7U	light

4-1U	
3-1U	
2-1U	med
1-1U	
2-1U	
3-1U	
4-1U	

1-1U	
2-1U	
3-1U	
4-1U	
3-1U	
2-1U	light
1-1U	
2-1U	
3-1U	
4-1U	
3-1U	
2-1U	
1-1U	

4-1U
3-1U
2-1U med
1-1U
2-1U
3-1U
4-1U

2-7U	light
1-3U	med
2-3U	light
1-3U	dark
2-3U	light
1-3U	med
2-7U	light

4-1U	
3-1U	
2-1U	med
1-1U	
2-1U	
3-1U	
4-1U	

1-1U	
2-1U	light
3-1U	

4-1U	
3-1U	dark
2-1U	center
1-1U	motif
2-1U	
3-1U	
4-1U	

This pattern was woven in three shades of rose and three shades of green for card table covers, however they were so modern in effect that they would make interesting hanging.

CHEVRON DORNIC YARDAGE

Arranged by Ruth Wainwright, Tacoma, Washington
 An adaption of four harness Dornic threading, arranged
 on eight harnesses to produce a chevron effect in the
 stripeing.

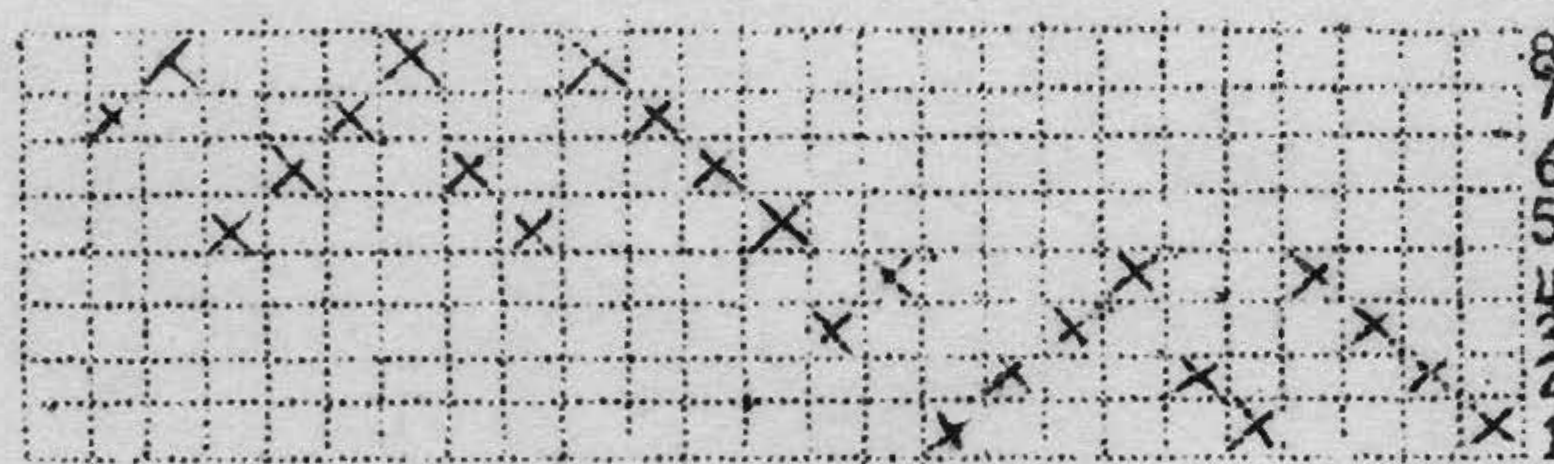
Materials:

Warp... Bright blue, same weight as home spun

Weft... Light blue home spun

Reed... #15, set one thread to a dent.

Draft:



Tie-up:

	1	2	3	4	5	6	7	8
8	0	0	X	X	X	X	0	0
7	0	X	X	0	0	X	X	0
6	X	X	0	0	0	0	X	X
5	X	0	0	X	X	0	0	X
4	0	0	X	X	X	X	0	0
3	0	X	X	0	X	0	0	X
2	X	X	0	0	0	0	X	X
1	X	0	0	X	0	X	X	

	1	2	3	4	5	6	7	8	9	10	11	12
8	0	0	X	X	0	0	X	X	0	0	X	X
7	0	X	X	0	0	X	0	X	X	0	0	X
6	X	X	0	0	X	X	0	0	X	X	0	0
5	X	0	0	X	X	0	X	0	0	X	X	0
4	0	0	X	X	0	0	X	X	0	0	X	X
3	0	X	X	0	0	X	X	0	0	X	X	0
2	X	X	0	0	X	X	0	0	X	X	0	0
1	X	0	0	X	X	0	0	X	X	0	0	X

Tie-up A

Treadle without tabby

1-2-3-4-1-2-5-6-7-8-5-6.

Tie-up B

Treadle without tabby

1-2-3-4-5-6-7-8-9-10-11-12.

This tie-up is simply a convenient means of speeding up the weaving of yardage.


One may use any weight of materials, however, best success is assured when the warp and weft are of the same size or grist. The fabric should be woven down with the same number of weft threads per inch as the warp is set to the inch.

A SMALL ALL-OVER SUMMER & WINTER WEAVE ON 8 HARNESSSES
By Ruth Raven Busfield, Monroe, Washington.

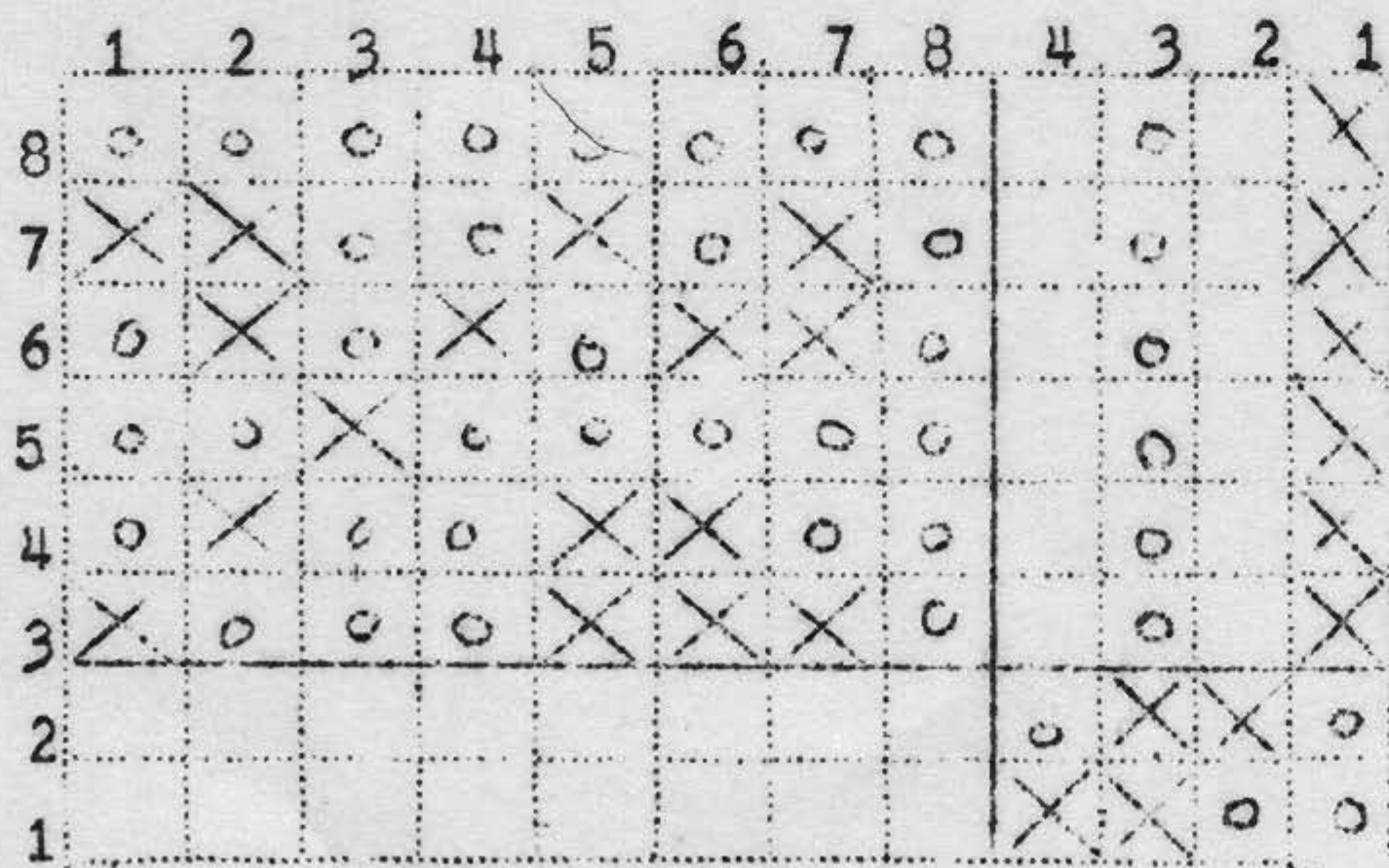
Materials:

Warp... #50 Daisy cotton
Weft... #10 Mercerized cotton
Tabby.. Basting thread
Reed... #20 sent 2 threads to a dent
Ends... 468

Short Draft:



Tie-up:



Pattern Tabby

X on Lower Lamms

0 on Upper Lamms

Long Draft: This is the usual summer and winter threading. Each X on the short draft is expanded into a unit of 4 threads. The first X, #8 is threaded 1-8-2-8 and so on thru out the entire pattern. The units of treadling are the same as all our summer and winter patterns and are explained in most of our issues.

Treadling draft:

Pattern treadle #8-8 units

1-1 "
2-4 "
3-1 " 1st
4-1 " block
5-3 "
4-1 "
3-1 "
2-4 "
1-1 "
8-3 "

1-1 units
6-4 "
3-1 " 2nd
4-1 " block
7-3 "
4-1 "
3-1 "
6-4 "
1-1 "

Weave the piece alternating these two blocks, with 3 units on #8 between them.

The draft given for this little all-over pattern is merely a sampler and could be enlarged into small coverlets or any large piece needing a simple all-over pattern.