

Association of Northeast Weavers Guilds

2022 Show & Share



Weaver: Pam Miller Threadbenders Guild

Crackle Weave Shawl

Pam wove this shawl for her daughter, Mandy, who was married at an outdoor ceremony on Lake Superior last September. Pam made the shawl using alpaca fiber from her own animals, which was custom dyed by a local fiber artist.



Weaver: Alison Philips Saskatoon Spinners & Weavers Guild

It's not Ikat - Scarf

In this doubleweave scarf two light blue warp ends and two light blue weft shots interlace in the center of an 8-shaft, two block draft. An ikat effect is produced as the ends move from the face to the back of the cloth. Made with 16/2 cotton warp and 20/2 cotton weft.



Weaver: Jean Cockelreas Salem Fiberarts Guild

Wool Throw

This 100% wool throw is all from donated wool. A simple 2/2 twill and slight fulling makes it warm and soft.

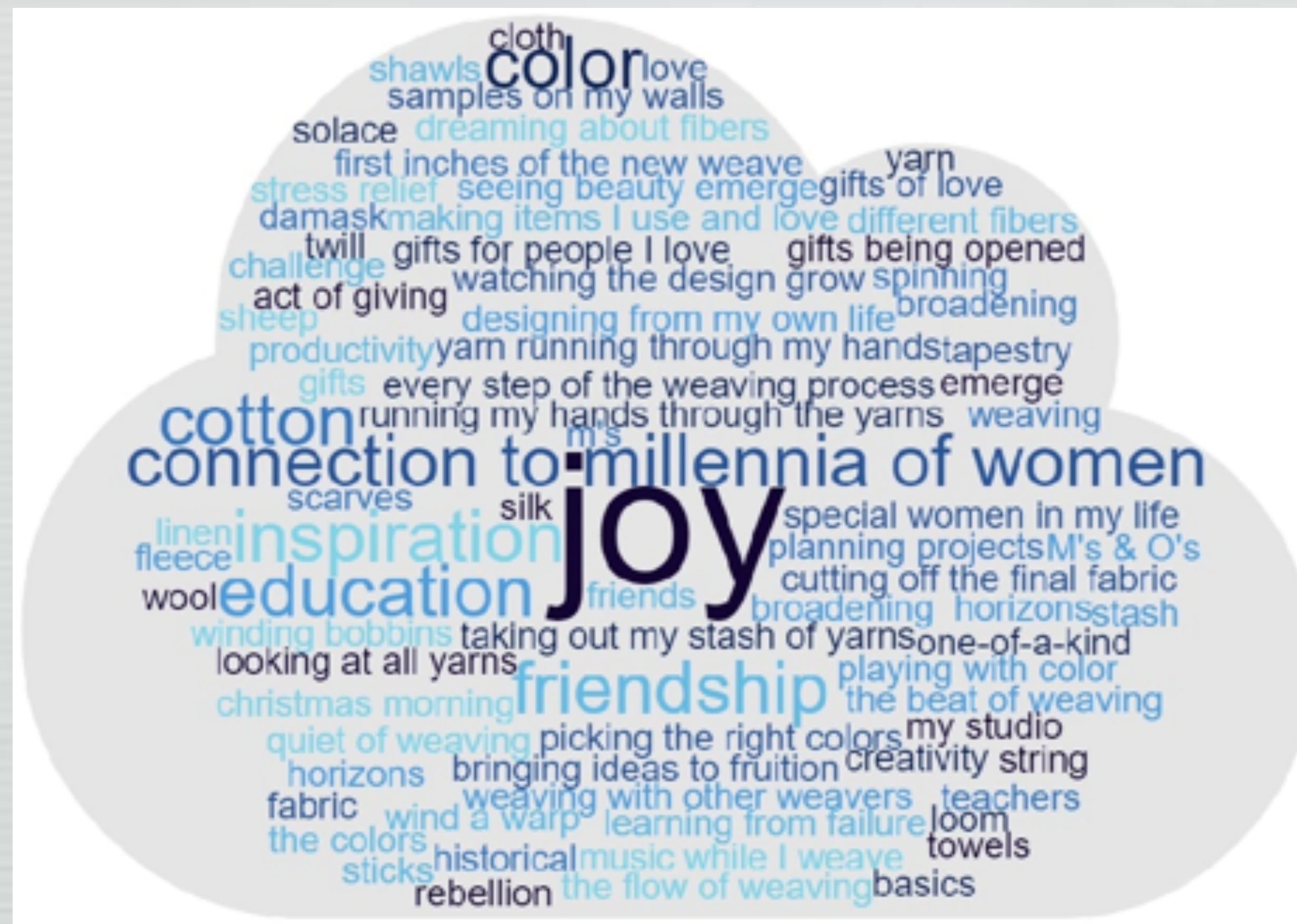


Weaver: Cindy Griewe Handweavers Guild of Boise Valley

Napkin Set in Twills

Cindy has been weaving for 7 months, and learned primarily through reading and minimal mentoring. Her napkins are made with tea bag string. The pink color is hand-dyed in a variegated color scheme. Each napkin is a different twill treadling.





Whatcom Weavers Guild

Inspirational Wordcloud

The Whatcom Weavers Guild recently had a program entitled Ode to Joy. Members contributed words and photos of their weaving, dyeing, and spinning to show what brings them joy in fiber. There were too many excellent examples, but the list was whittled down to the wordcloud that encapsulated all the members and the joy they hold for their crafts.

Weaver: Trudy Salt Coquitlam Weavers & Spinners Guild

Turned Taquete Cushion Covers


They were woven in 5/2 mercerized cotton on an 8 harness loom at 18 epi. The inspiration for this project was an 8 shaft draft in a Handwoven article by Susan Poague. Trudy was fascinated by the circle motif and knew she wanted to weave something with it.



Weaver: Deborah DeBernard

Great Vancouver Weavers and Spinners Guild

Wall Piece. This wall art piece was completed as part of a “telephone game” challenge conducted by the guild. Each person was sent only one photo from the work of the previous person as inspiration. The other amazing aspect of this piece is each weft is constructed by wrapping the appropriate consecutive colors around nylon cord. She wrapped ten cords per day for 4 weeks to meet the deadline of the challenge group. The dimensions of this piece are 20 inches by 5 feet.



Weaver: Corie Green

Qualicum Weavers & Spinners

Scarf

This scarf was woven for a study group project on “traces” – a challenge to weave something that represents a “trace” of something that was present in the past. The scarf was done in an undulating twill. This pattern design closely matches the ancient fish trap design of the Kus-Kus-Sum watershed sawmill conversion project in Courtenay, BC. Traces of the ancient fish traps can still be seen.



Weaver: Marilyn Milton Rogue Valley Handweavers Guild

Scarf

The source of inspiration for Marilyn's scarf is Sixty Scarves for 60 Years, "Satin Waves." It is an 8-shaft Undulating Twill, made with hand-dyed tencel for the warp and 10/2 cotton for the weft.



Weaver: Kathy Miner Arachne Guild

Overshot Study Pieces

Kathy took an online class called “Overshot Departures LIVE 2021” taught by Janet Dawson. Here we see her array of samples. The second picture shows a longer sample woven, because there was extra warp. She used 8/2 cotton for warp and wefts were various sizes of yarns.



Weaver: Susan Binford Gorge Handweavers Guild

Scarf

This scarf uses the beautiful warp from Jennifer Moore's Double Rainbow Workshop. The treadling order was inspired by the lessons learned in the workshop. The warp is 10/2 cotton in jewel tones from Lunatic Fringe Yarns. The weft is purple and rose 8/2 tencel.



Weaver: Lois Harvey

The Woolgatherers

Tibetan Style Coat

She wove the outer layer, did the embroidery, and used purchased silk handwoven material for the lining. The strips that make up the coat are different weaving patterns. The fibers used include merino wool, baby alpaca, silk, and cotton. She reports the cross stitch embellishments took longer to complete than making the actual coat.



Weaver: Jenise Doty

Moonspinners

Cowl. This cowl was woven on a rigid heddle loom. Inspiration for the cowl was found on YouTube at Kari Fell designs. Jenise spun and dyed the yarns used for her project. She won a blue ribbon at the Shepherd's Extravaganza, which is a part of the Puyallup Spring Fair.



Weaver: Amy Belgan

Portland Handweavers Guild

Tapestry. Amy's tapestry was sold at the guild's Ukraine Relief booth at the recent Gathering of the Guilds. This piece is based on artwork by Maria Prymachenko, who is one of Amy's favorite folk artists. Recently a museum, home to some of Prymachenko's art, was burned by Russian troops. This weaving is based on her 1965 piece "Flowers for Peace."



Dyers: Stephanie Stanley & Colleen Franks

Central Oregon Weavers & Spinners Guild

Indigo Dyed Pieces. Stephanie & Colleen spent a day exploring indigo dyeing. They harvested fresh indigo leaves from the garden and also mixed up indigo vats from powdered indigo. They dyed everything from fleece roving, to yarns, to silk scarves and clothing items. All in all it was an exciting and extremely fun adventure, and fresh leaf dyeing was remarkable. The bright robin's egg shade of blue that develops quickly and without heat, is really interesting to create.



Weaver: Tamie Herridge Olympia Weavers Guild

Skirt

Tamie made a skirt for her granddaughter. The inspiration was from one of the lessons from the Jane Stafford online weaving school.



Weaver:

Spokane Handweavers Guild

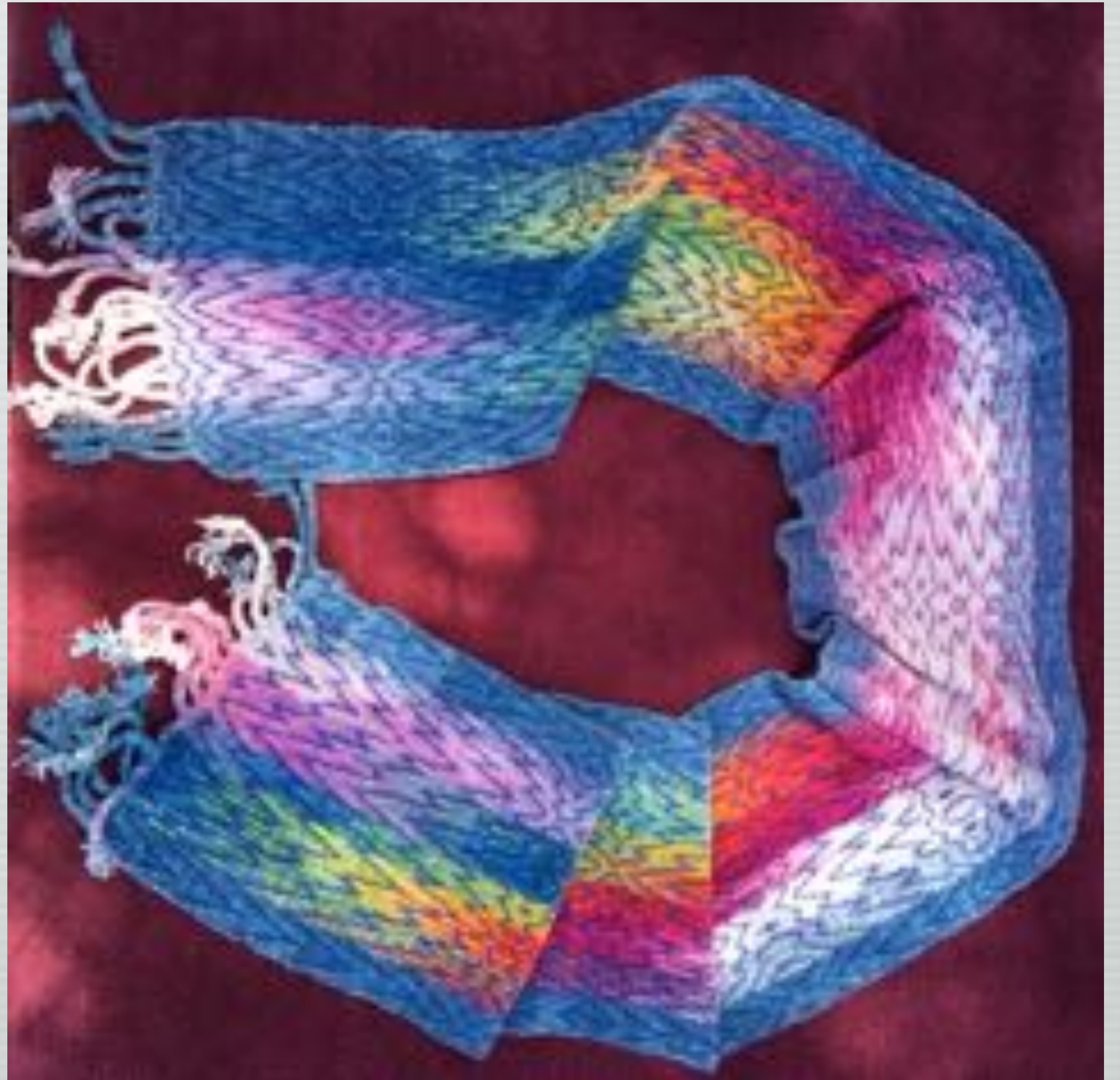
Jacket. Sandra's jacket was completed following a Linda Kubik course on garment construction. The warp is lambswool and cotton. The weft is lambswool/silk and cotton. There were also some prize-winning pieces shown in the guild display at the Spokane County Library.



Weaver: Kathy Nelson Klamath Spinners and Weavers

Scarf

This scarf is made with a hand-painted chenille warp woven with three colors of Tencel weft and braided fringe. It is a modification of a point twill draft from the Carol Strickler's 8-Shaft Pattern book.




~~~

Thank You for Your Interest

~~~